







Configuring Docker Visibility

On this page:

Related pages:


- [Configure the Standalone Machine Agent](#)
- [Access the Administration Console](#)
- [Machine Agent Settings for Server Visibility](#)
- [Standalone Machine Agent Configuration Property Reference](#)
- [Monitoring Containers](#)

- [Machine Agent Settings for Docker Visibility](#)
- [Controller Settings for Docker Visibility](#)

Machine Agent Settings for Docker Visibility

You can configure the Docker Visibility settings in the following file: `<machine-agent-home>/extensions/DockerMonitoring/conf/DockerMonitoring.yml`

 Before you edit this file, please review "Editing YAML Files: Important Notes" in [Machine Agent Settings for Server Visibility](#).

Setting	Description
---------	-------------

containerProcessSelectorRegex	<p>The Machine Agent can monitor up to 150 running containers (depending on the pool size configuration, described below). The agent collects metrics from containers with one or more running processes whose command line matches a configurable regex. By default, the value of this regex is <code>".*"</code> and matches all containers irrespective of the processes running in them. If you cannot restart the APM agents, or if you want to filter APM agents based on another command-line argument, you can override this behavior by editing this regex.</p> <p>Default = <code>".*"</code></p>
Docker Metric Collector Pool Size	<p>Specifies the local limit for the number of containers the agent can monitor. The effective limit for each agent is the minimum of</p> <ul style="list-style-type: none"> The <code>sim.docker.machine.container.limit</code> on the Controller (default limit = 15 containers), or The Docker Metric Collector Pool Size on the agent (default pool size = 3, or 90 containers). <p>You can change this setting to monitor up to 120 containers (pool size = 4) or 150 containers (pool size = 5). The trade-off is that increasing the pool size might lead to higher resource consumption on the agent host.</p> <p>To change the pool size, set the following.</p> <ul style="list-style-type: none"> System Property - <code>appdynamics.docker.metric.collector.pool.size</code> Environment Variable - <code>APPDYNAMICS_DOCKER_METRIC_COLLECTOR_POOL_SIZE</code>
dockerTagsEnabled	<p>Enable (the default) or disable the collection of Docker tags from containers monitored by this agent.</p>
cgroupEnabled	<p>The Standalone Machine Agent can collect Memory and CPU metrics for Docker containers using <code>cgroupdata</code>. This method is much faster than using the Docker API (the default metric-collection method). You can enable <code>cgroupmetriccollection</code> on all platforms except Amazon Linux OS. With the <code>cgroup</code> enabled flag set to <code>true</code>, the Standalone Machine Agent can monitor up to 600 containers per host. When <code>cgroup</code> is enabled, there's no need to update the Docker Metric Collector Pool Size. The max container limit is independent of this.</p> <p>This mode is disabled by default. To enable <code>cgroupmetriccollection</code>, run the agent with the following command-line option set to true:</p> <p><code>java -Dappdynamics.docker.container.collection.cgroup.enabled=true -jar machineagent.jar</code></p>

Controller Settings for Docker Visibility

For information about how to configure these settings, see [Controller Settings for Standalone Machine Agents](#).

Property	Description	Default
<code>sim.docker.enabled</code>	Enable the Docker Monitoring feature.	true
<code>sim.docker.machine.container.limit</code>	<p>Global limit for the number of containers that each agent can monitor. The effective limit for each agent is the minimum of</p> <ul style="list-style-type: none"> The <code>sim.docker.machine.container.limit</code> on the Controller (default limit = 15 containers), or The Docker Metric Collector Pool Size on the agent (default pool size = 3, or 90 containers). <p>You can specify this in the Administration Console as a Controller setting (all accounts) or as an Account setting for individual accounts. 150 is the maximum limit you can specify.</p>	15
<code>sim.machines.reuse.enabled</code>	<p>Reuse SIM Machine entities to handle the ephemeral environment. Support is limited to Docker container machines for now.</p> <p>If set to false, every new container will be considered a new machine.</p>	true
<code>sim.docker.apmNode.markHistorical.enabled</code>	Mark the APM nodes as historical when a container running an app agent is stopped.	true
<code>sim.machines.tags.enabled</code>	Enable or disable the import of Docker tags to the Controller.	true